



# Postdoctoral Training in General, Pediatric and Public Health Dentistry (PDD) Program

## Academic Years 2014-2019

HRSA is the primary federal agency for improving health care to people who are geographically isolated or economically or medically vulnerable. HRSA programs help those in need of high quality primary health care by supporting the training of health professionals – focusing in particular on the geographical distribution of providers to areas where they are needed most.

The purpose of the Postdoctoral Training in General, Pediatric, and Public Health Dentistry program is to improve access to, and the delivery of, oral health care services for all individuals, particularly vulnerable populations and individuals located in rural and/or underserved areas. Below is a cumulative summary of the characteristics and accomplishments of awardees and individual trainees who received PDD program support during Academic Years (AY) 2014-2019.

## National Dental Resident Counts and PDD-Sponsored Programs

Type of Dental Residency Program	Number of Dental Residents Enrolled in U.S. <sup>1</sup>	Number of Dental Residents in a PDD-Sponsored Program	Percent of U.S. Dental Residents in a PDD-Sponsored Residency Program
General Dentistry	6,204	1,074	17.3%
Pediatric Dentistry	4,595	1,198	26.1%
Public Health Dentistry	312	103	33.0%

- From 2014 to 2019, 6,204 individuals enrolled in General Dentistry residency programs in the U.S. Among them, approximately **1 out of every 6 General Dentistry residents** (17 percent), was trained in a PDD-sponsored program.
- From 2014 to 2019, 4,595 individuals enrolled in Pediatric Dentistry residency programs in the U.S. Among them, **approximately 1 out of every 4 Pediatric Dentistry residents** (26 percent), was trained in a PDD-sponsored program.
- From 2014 to 2019, 312 individuals enrolled in Public Health Dentistry residency programs in the U.S. Among them, **approximately 1 out of every 3 Public Health Dentistry residents** (33 percent), was trained in a PDD-sponsored program.

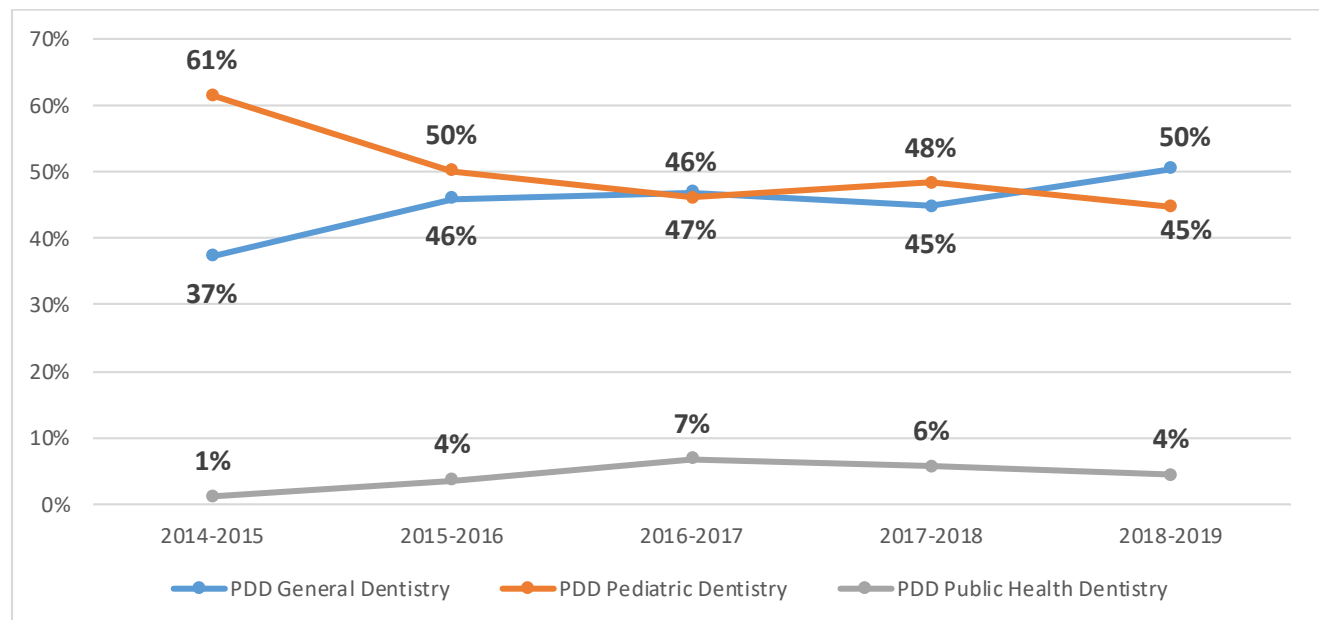
<sup>1</sup> American Dental Association’s Survey of Advanced Dental Education reports from Academic Year (AY) 2014-2015 to AY 2018-2019. Available at <https://www.ada.org/en/science-research/health-policy-institute/data-center/dental-education>

## Select PDD Program Characteristics

Academic Year	Awardees	Trainees	Underrepresented Minority (URM) Trainee Counts	Disadvantaged Background Trainee Counts	Graduates / Program Completers
2018-2019	20	494	151 (30.6%)	50 (10.1%)	258
2017-2018	20	495	146 (29.5%)	43 (8.7%)	251
2016-2017	23	460	135 (29.3%)	69 (15.0%)	259
2015-2016	26	435	134 (30.8%)	49 (11.3%)	279
2014-2015	31	501	330 (65.9%)	107 (21.4%)	298

- Between AY 2014 and 2019, PDD program awardees have supported the training of 2,385 dentists. Among them, 1,345 have graduated from their dental residencies as newly specialized dentists and are currently practicing dentistry.
- Over the five year period, the number of new specialized graduating dentists include:
  - 715 new Advanced General Dentists
  - 568 new Pediatric Dentists
  - 62 new Public Health Dentists
- Based on the national supply of specialized dentists<sup>2</sup>, **the PDD program increased the supply of Pediatric Dentists by 13 percent and increased the supply of Public Health Dentists by 14 percent over this five year period.**

## Trend of Trainees by Specialty

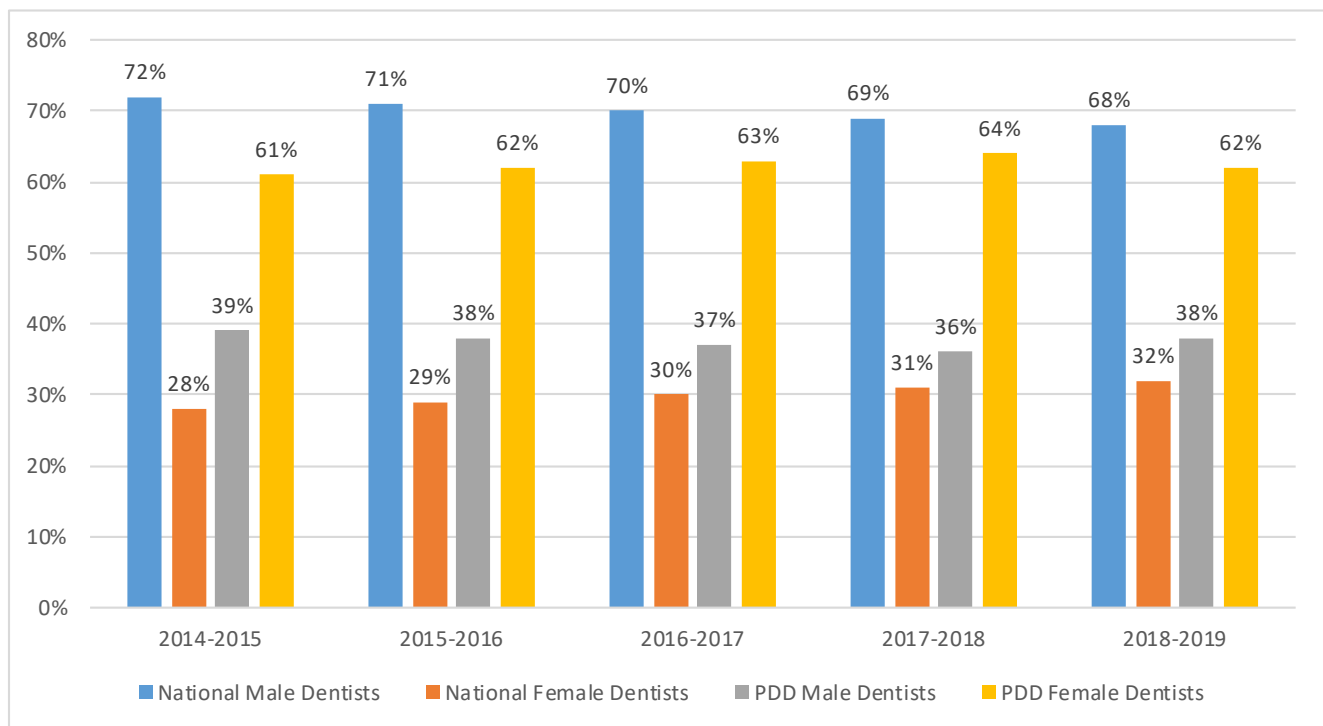


- Since AY 2014-2015, the overall percentage of general dentistry residents trained in PDD programs increased from 37 percent to 50 percent. Public health dentistry residents increased from 1 to 4 percent.

<sup>2</sup> American Dental Association, Health Policy Institute analysis of ADA masterfile.

## Trainee Gender and Background Differences

### Gender Differences among Trainees in U.S.<sup>3</sup> and in PDD Program



- Between AY 2015 and 2019, the percentage of female dentists in the U.S. ranged from 28 percent in AY 2014-2015 to 32 percent in 2018-2019. The training of female dentists in PDD-sponsored programs was much stronger as over 60 percent of PDD trainees every year identified as female.

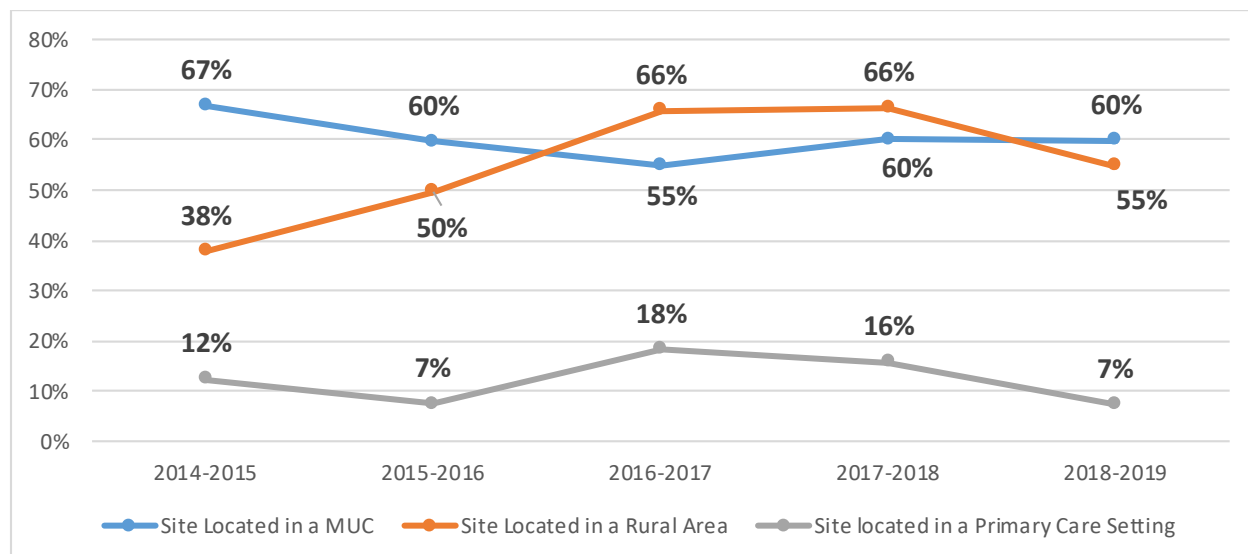
### Trainee Background Differences

- The PDD program also works significantly to increase diversity among dentists. The national rate of URM dentists is 9.1 percent<sup>4</sup>. The URM rate among dentists trained in a PDD-sponsored program was consistently at or above 30 percent for each academic year over the past five year period.
- Additionally, over 13 percent of dentists trained in a PDD-sponsored program over the five year period came from an economically or educationally disadvantaged background.

<sup>3</sup> American Dental Association, Health Policy Institute analysis of ADA masterfile.

<sup>4</sup> U.S. Department of Health and Human Services, Health Resources and Services Administration, National Center for Health Workforce Analysis. 2017. Sex, Race, and Ethnic Diversity of U.S. Health Occupations, Rockville, Maryland.

## Clinical Training Settings by Academic Year



- The percentage of clinical training sites in a rural setting increased from 38 percent in AY 2014-2015 to 55 percent in AY 2018-2019.
- The percentage of training sites in medically underserved communities remained stable over the five year period and remarkably high, averaging 60 percent across the years.
- The percentage of training sites located in primary care settings also remained generally stable over the five year period, averaging 12 percent.

## Distribution of PDD-Sponsored Residency Graduates

- Intention to practice dentistry in a medically underserved community (MUC)
  - PDD completers from a **disadvantaged background were 4.5 times** more likely to intend to practice in a MUC than those who were not from a disadvantaged background.
  - PDD completers **who were URM were 2.4 times more likely** to intend to practice in a MUC than non-URM dental residents.
- Intention to practice dentistry in primary care settings
  - PDD completers trained in a **primary care setting were 7.4 times** more likely to intend to practice dentistry in a primary care setting than dental residents not trained in primary care settings.
  - PDD completers trained in a **rural area were 3.4 times** more likely to intend to practice dentistry in a primary care setting than those who did not train in a rural area.